

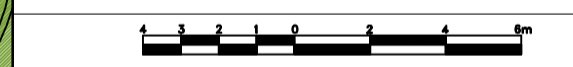
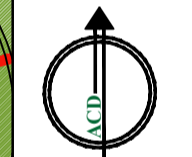


SPECIFICATION
All works generally, to comply with the written Soft Landscape Specification.

NOTE: DO NOT SCALE FROM DRAWING
PLANTING SCHEDULE ON SHEET 5

Legend

- Existing trees to be retained and protected during construction
- Proposed tree planting within soft landscape. See tree pit detail on sheet
- Proposed specimen shrub planting to receive irrigation tubing to root system of Amelanchier specimens as required
- Proposed climbing plants to be trained up adjacent wall/ fence/pergola with galvanised wires and hook set 250mm apart with support canes removed prior to planting
- Proposed decorative/ ornamental hedge planting to be planted in a single row
- Proposed *Carpinus betulus* hedge planting to be planted in a single row at 500mm centres To be maintained at 1.8m height
- Proposed mixed native hedge planting to be planted in a triple staggered row 500mm apart and at 500mm centres in each row, to form a 1.5m wide hedgerow. To be maintained at 1.8m height
- Proposed shrub planting to receive 75mm bark mulch after planting operations
- Proposed grass areas to receive good quality amenity grass turves laid in line with good horticultural practices
- Proposed amenity grassland areas, to be seeded with AM6 Amenity grass seed mix and sown at 17-35g/m² as supplied by meadowmania.co.uk or similar
- Proposed meadow to be seeded with EM2 where required sown at a rate of 4g/m² as supplied by Emorsgate or similar
- Proposed wetlands wildflower areas, to be seeded with EM8 wetland wildflower seed mix and sown at 4g/m² as supplied by Emorsgate or similar
- Proposed gravel to be locally sourced decorative gravel to be edged with treated timber
- Cut lines



D	25.09.17	Layout Changes	JNT
C	24.08.17	Layout Changes	JNT
B	09.05.17	Client Comments	JNT
A	13.04.17	Client Comments	JNT
Rev	Date	Details	Drawn

ACD ENVIRONMENTAL
Ecology
Archaeology
Arbiculture
Landscape Architecture

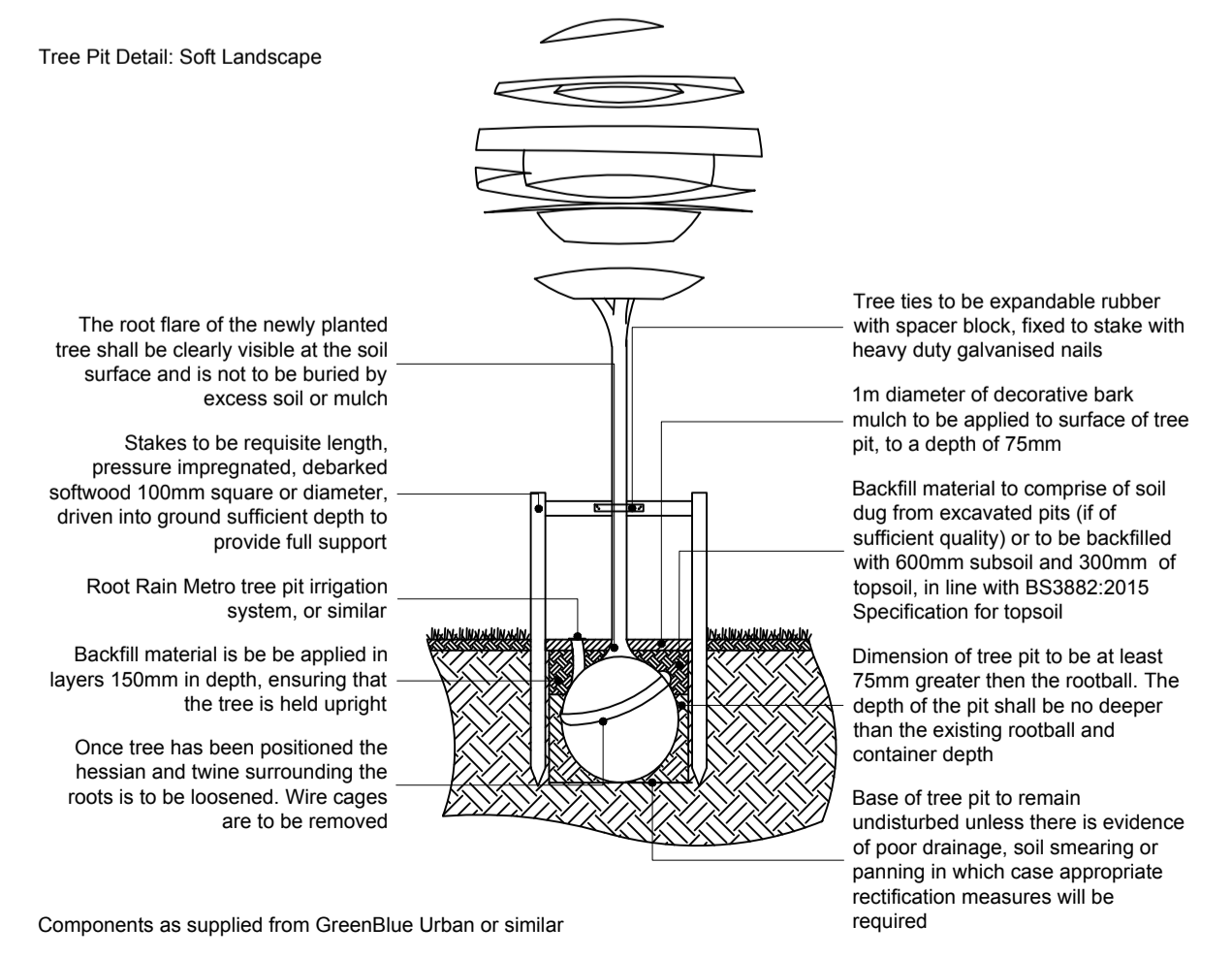
ACD at these offices:
Roudbourne Rail Business Centre, Grange Lane,
Malmesbury, SN16 0ES
Tel: 01666 825646
Courtyard House, Mill Lane, Godalming, GU7 1EY
Tel: 01483 425714

Suite 6, Crescent House, Yonge Close, Eastleigh, SO50 9SX
Tel: 02382 026 300
email: mail@acdenv.co.uk
www.acdenvironmental.co.uk



scheme: Parks Farm Phase 1D/2A,
Uttometer
client: St Modwen Homes
drawing: Landscape Proposals
date: Feb 2017
scale: 1:200@A1
drawing no: MOD20986-11Dsheet 1of5
drawn: JNT checked: JS

Copyright of ACD Environmental Ltd. All rights reserved in Chapter IV of the Copyright, Designs and Patents Act 1988 have been generally asserted. 2011. Copyright of this plan remains with ACD until all fees have been paid in full.



Farm Buildings

Mature hedgerow retained

Speed Control Feature

Sheet 3

Sheet 1

Sheet 3

Sheet 1

El Sub-St.